

# Webasto Next

The Smart Package for your Everyday Charging





Powerful charging station

Smart connectivity

System integration

Comprehensive service

## Your Connected Charging Station

The mobility of tomorrow is sustainable, electric and connected. Electric mobility is on the rise and this promising new technology is developing at breakneck speed. Thanks to optimized batteries, longer range and shorter charging times, the electric car is suitable for everyday driving.





# Take Advantage of Every Parking Time

Recharging with Webasto

In addition to public charging stations, you can also charge your electric car or plug-in hybrid easily at home, while shopping or at work. Whenever your car is parked, you can effortlessly fill up with new power at the Webasto Next charging station. There are a number of things to consider when choosing the right charging solution. Webasto supports you and helps you to find the individual solution for your requirements.

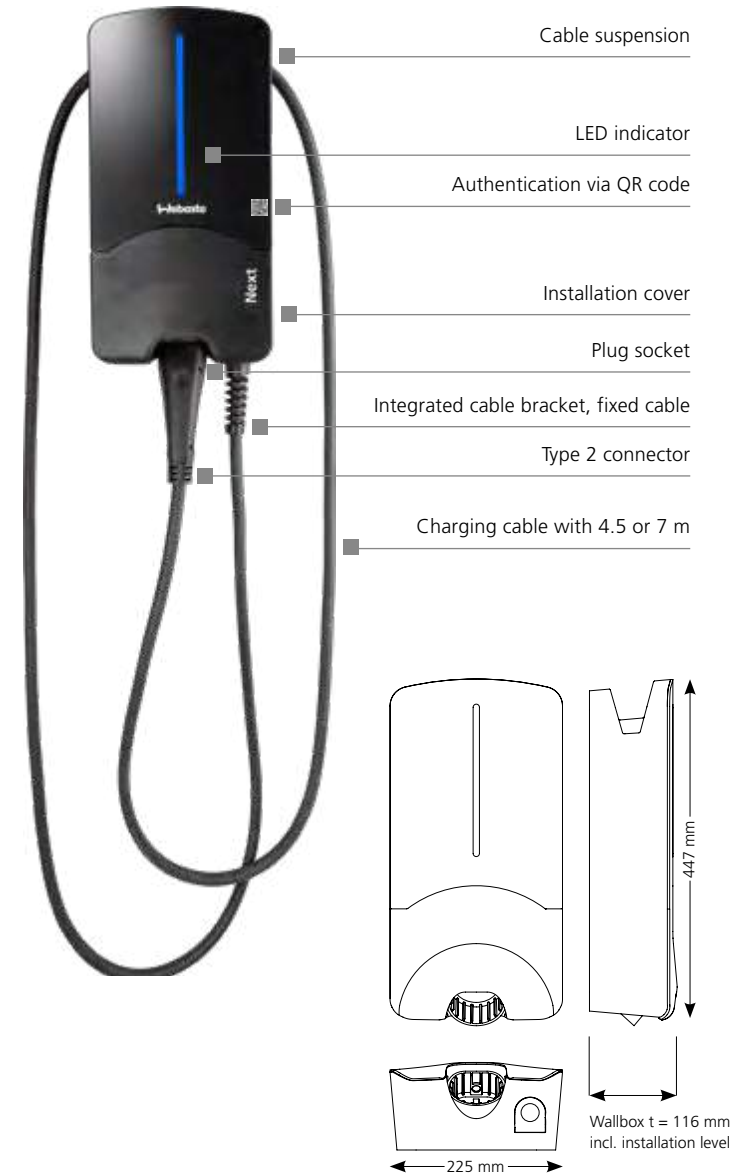
The ingenious Webasto Next charging station is full of possibilities for your everyday charging. In addition to useful basic functionalities, it can be controlled and managed digitally via web portal and app with its backend Webasto ChargeConnect. Through clever interfaces, the charging station can also be integrated into an energy management system to serve even demanding applications. Furthermore, the Webasto Next not only offers an attractive price-performance ratio, but is also always up to date thanks to regular over-the-air updates.



# The Webasto Next

Compact Elegance

The Webasto Next smart charging station at first glance.



# Powerful Features

## The Advantages of the Webasto Next



### Charging Capacity: Fast and Safe Charging

The Webasto Next is available as a 11 kW or 22 kW variant and it charges up to 10x faster than a common household power outlet.



### Backend: Controlled via Webasto Chargeconnect

The Webasto backend solution makes the Webasto Next really smart. Using Webasto ChargeConnect, you can control, manage and analyze your charging station wherever you are via the web-based portal and app.



### Cloud: Always Connected Online

The Webasto Next is always online via Webasto ChargeConnect, sending its data live to the backend. This means that all wallbox information is available to you for viewing at any time, thus always ensuring the seamless operation of your wallbox.



### Scan & Charge: Access Control for Users

You decide who is actually allowed to charge at your Webasto Next thanks to Scan & Charge. The user scans a QR code at the charging station, the wallbox recognizes the user authorization and then the charging process starts.



### Energy Meter: All Data Is Saved

All charging processes are recorded automatically by the integrated electricity meter. This enables you to evaluate all of your Wallbox data at a later date, thus always giving you an overview of the actual power consumption of the Webasto Next.



### Load Management: Avoidance of Load Peaks

The local dynamic load management of the Webasto Next is stand-alone\*. Each charging station is networked individually with the building's smart energy meter in order to provide demand-optimized use of the available total load.



### Energy Management: Smart and Efficient

The Webasto Next can be integrated into the energy management system (EMS) thanks to its communication interfaces, allowing you, for example, to directly charge your electric car via the excess power from the PV system.



### Comfort and Design: Extraordinarily Clever

The sleek, functional and high-quality design of the Webasto wallbox has been honored with the Plus X Award. The cable is neatly wound and stored thanks to a cable bracket and plug holder.



### LED Display: Always a Clear View of the Status

The Webasto Next displays the current status of the wallbox and shows status messages via the central LED strips, even during configuration.



### Price-Performance Ratio: Financial Advantage

The Webasto Next is available at an attractive price directly from Webasto or from selected Webasto dealers. Depending on the region, there may also be a government funding program available. Please check on this prior to purchase.



### Installation: Ready to Charge Quickly and Easily

The wallbox can be mounted either to a wall or a Webasto stand depending on the situation. Installation is performed by trained experts. Thanks to the integrated DC residual current protection, only a cost-effective type A RCCB needs to be added to the installation.



### Quality: Long-Lasting, Robust and Safe






Webasto manufactures these high-quality charging stations in Germany and in doing so also relies on the highest quality and safety standards. The robust housing as well as the selected technology always ensure seamless functionality.

\* Automatically available from Q2 2022 through an over-the-air update



# The Webasto Next Profile

## Technical Specifications

Webasto Next		
<b>Electrical characteristics</b>		
	Nominal current (A) (configurable connected load values)	16 or 32 single phase or 3-phase
	Line voltage (V AC)	230 / 400 (Europe)
	Grid frequency (Hz)	50
	Grid forms	TN / TT (single phase and 3-phase), IT (only single phase)
	EMV class	Emitted interference: Class B (residential, business, commercial areas) Immunity: Industrial areas
<b>Connections</b>		
	Mounting	Wall and pole mounting (permanently connected)
	Cable feed	Mounted on-wall or in-wall
	Connection cross-section (wire dimension)	Cross-section of the connecting cable (Cu) taking into account the local conditions and norms: 6 or 10 mm <sup>2</sup> for 16 A and 10 mm <sup>2</sup> for 32 A
	Charging cable	– Type 2 charging cable: up to 32 A / 400 VAC as per EN 62196-1 and EN 62196-2 – Length: 4.5 m / 7 m – Integrated cable suspension
	Output voltage (V AC)	230 / 400
Max. charging capacity (kW)	11 or 22	
<b>Communication &amp; features</b>		
	Authentication	– “Scan & Charge” via QR code – Webasto ChargeConnect Portal – Webasto ChargeConnect App
	Display	RGB-LEDs, buzzer
	Network interfaces	– LAN (RJ45) – 10 / 100 Base-TX – WLAN 802.11b/g - 54 Mbit/s – WLAN Hotspot
	Communication protocols	OCPP 1.6 J (OCPP 2.0 ready), Modbus TCP
	External interfaces	– Addressable via ripple control receiver through dry contacts – Integration into Energy Management Systems (EMS)
Local load management	Dynamic (stand-alone) by integration of an external smart meter*	
<b>Mechanical data</b>		
	Dimensions (W x H x D) (mm)	225 x 447 x 116
	Weight (kg)	4,6 – 6,8 (depending on model)
	IP protection class, device	IP54
	Protection against mechanical impact	IK08
<b>Ambient conditions</b>		
	Operating temperature range (°C)	11 kW: -30 bis +55 22 kW: -30 bis +45
	Permissible relative humidity (%)	5 to 95 non-condensing
	Installation site	No direct solar radiation
	Altitude (m)	Max. 3.000 above sea level

\* Automatically available from Q2 2022 through an over-the-air update

# Digital Management of the Webasto Next

With Webasto ChargeConnect

**Always keep track of your Webasto Next. Thanks to Webasto ChargeConnect, you can access the current status of your charging stations, the entire charging history, your energy consumption and much more at any time and from anywhere.**

This is made possible by the practical solution Webasto ChargeConnect, the innovative backend from Webasto. The data from your charging stations is reflected in the Webasto ChargeConnect portal and app, offering maximum transparency, control, and security. This makes Webasto ChargeConnect and the Webasto Next the perfect tandem for an outstanding charging experience.



## **Webasto ChargeConnect App**

With the Webasto ChargeConnect App, your Webasto Next charging station is just a tap away. You can access all current and past charging sessions, start and stop them digitally, and authorize other users for a charging point directly via the mobile application.

## **Webasto ChargeConnect Portal**

Webasto ChargeConnect is the perfect portal for the comprehensive management of several Webasto charging stations. In the clearly arranged web interface, you can digitally view, manage and monitor all charging data 24/7.

### **Key Facts at a Glance:**

- Starting and stopping charging sessions remotely
- Real-time status of all charging points
- Managing user permissions
- Maintenance and remote diagnostics
- Detailed overview of completed charging processes (charging history)
- Comprehensive monitoring functions
- Regular updates with new features for app and portal
- Use and management in different user levels depending on authorization



# Local Dynamic Load Management

## Optimal Charging Without Load Peaks

With the dynamic load management of the Webasto Next charging station you not only save costs, it also helps you avoid peak loads and thus power outages. This is because it manages the total load within a system. The total available power as well as the power consumption of the building are taken into account. This dynamically adjusts the optimal charging power for the connected electric vehicles.

The Webasto Next features local dynamic load management stand-alone\*. This means that each charging station is individually connected with the smart energy meter of a building in order to use the total load in a demand-optimized way.

### Key Facts at a Glance:

- Efficient use of available energy
- Avoiding peak loads prevents high costs
- Phase-accurate control: automatic phase detection at the start of the charging process
- Numerous safety features such as overload protection
- No cost-intensive expansion of the grid connection necessary
- Interfaces for connecting external meters

\* Automatically available from Q2 2022 through an over-the-air update



# Energy Management

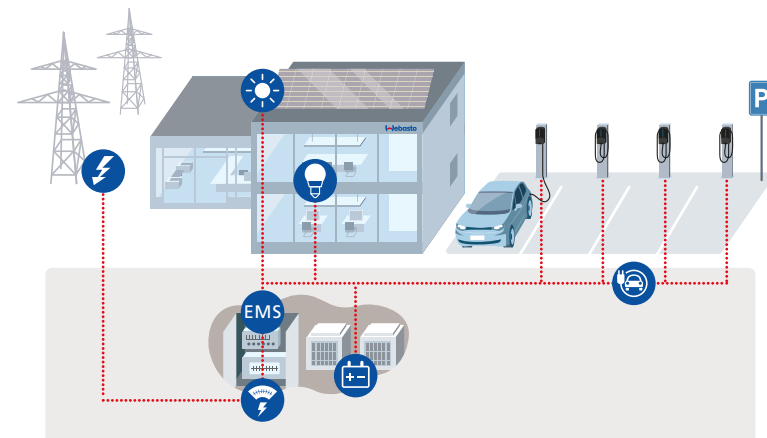
The Interaction of Electromobility and Total Load in the Building

**Electricity and mobility will be connected in the future, because the installation of charging stations also means a new major consumer in the energy consumption of your building. But how can the energy consumption be controlled?**

An energy management system (EMS) can control all energy flows depending on the generation (PV), consumption or battery storage and thus regulate the total load centrally. The charging station Webasto Next can be flexibly integrated into both commercial and private EMS thanks to its communication interfaces Open Charge Point Protocol (OCPP) and Modbus TCP. For example, excess power from the photovoltaic (PV) system can be used for the charging station. With just a few clicks, the installer can link the wallbox to the energy management system.

### Key Facts at a Glance:

- Own power consumption monitoring and optimization
- Intelligent charging with advanced power distribution
- High cost savings by avoiding peak loads
- PV-optimized charging
- Demand-oriented control of multiple consumers
- Interfaces for external electricity meters
- Connection to other smart devices







---

## Your Charging Station: Super Simple

Because everyday life is already demanding enough: Whether for private use or your company, whether easy and quick or rather smart and connected – Webasto offers you the right charging station for your needs.

---



## Professional Installation

Play it Safe

**The powerful charging station is one thing, setting up the perfect charging infrastructure is another. This includes, above all, a professionally executed installation of your Webasto Next charging station, so that everything is really safe and working perfectly.**

No one site is like any other - at the beginning, the installer needs to check your location in order to provide you with an individual quote. This includes, for example, analyzing the existing electrical connections, the distance to the fuse box, or the maximum available charging power. Webasto collaborates with qualified partners for this purpose. They ensure that your charging station is checked for full functionality and is only handed over to you after this successful check.

### **Digital solutions for maximized safety:**

The electrician is guided during the installation process by the Webasto Charger Setup App to install the charging station easily, quickly and error-free. The installation protocol is then saved in the Webasto ChargeConnect backend and provides a detailed insight into the configuration at any time. This means that remote diagnostics can be carried out quickly in case of any error messages.

# Please Contact Us

Do you have questions about our Webasto charging stations?

We are always here for you!

**Telephone: 00 800-24 27 44 64**

**E-Mail: [info@webasto.com](mailto:info@webasto.com)**

The Webasto Group is a global innovative systems partner to the mobility industry and one of the 100 largest suppliers to the automotive sector worldwide. The company's offering includes in-house developed roof, heating and cooling systems for various types of vehicles, batteries and charging solutions for hybrid and electric vehicles, and additional services related to thermal management and electromobility. Among the customers of Webasto are manufacturers of passenger cars, commercial vehicles and boats, as well as dealers and end customers. In 2020, the Group generated sales of around 3.3 billion euros and employed more than 14,000 people at over 50 locations. The headquarters of the company, which was founded in 1901, is located in Stockdorf near Munich (Germany).